



SENIX[®]

2024 PRODUCT CATALOG

ELEVATE YOUR

LANDSCAPE



Brand Introduction

At SENIX, we break barriers and shatter expectations by redefining and manufacturing outdoor power equipment and power tools with edgy innovation and relentless passion.

Whether you're an arborist, a landscaper, or a fearless DIY enthusiast, SENIX tools have been crafted with you in mind. We understand the grit, determination, and artistry that go into your craft, and that's why we've designed products that seamlessly extend your skills.

With cutting-edge technology, performance, and eco-friendly design options, we empower you to conquer any task at hand.

Join the movement - dare to be part of the SENIX family.



SENIXTOOLS.COM



Table of Contents

Senix Power Lineup#5

Cordless Outdoor Power Equipment

X6 | 60V#6

X5 | 58V#10

2X2 | 40V#14

X2 | 20V#18

Cordless Power Tools

X2 | 20V#25

Power Stations#30

Gas Outdoor Power Equipment

4QL.....#32

Walk-behind.....#41

Lawnmowers#42

Corded Outdoor Power Equipment

AC-Corded#46

Warranty breakdown.....#51

Combo Tool Kits#51





WHAT DO WE STAND FOR?

COMFORTABLE EFFICIENT PROFESSIONAL LIGHT
EDGY CONVENIENT AMERICAN USER-FRIENDLY
CONFIDENT **POWERFUL** MUSCULAR BOLD
RELIABLE SOLID **DURABLE** LOGICAL
LASTING PRECISION QUALITY SAFETY PURPOSEFUL
STRONG **INNOVATIVE** NO-NONSENSE
TOUGH
UNIQUE PROTECT UNCLUTTERED MUSCULAR CLEAN
TRUSTWORTHY VALUE GUARD SIMPLICITY PRACTICAL
CONFIDENT CONSISTENT ELEGANT STYLE
IMPACT MODERN INTERNATIONAL

SENIX Power Lineup

From Lithium-Ion battery-operated outdoor power equipment to power tools to our corded and gas-powered products, SENIX has a wide selection of tools to meet your needs.



Embrace the Green, Unleash the Beast

Introducing the ultimate set of **60V** outdoor power equipment tools and a cutting-edge battery platform engineered to fortify the landscaping game to tackle large yards and outdoor facilities, while championing the eco-conscious advantages of battery-operated tools. From precision lawn care to heavy-duty facility maintenance, our SENIX X6 cordless technology stands as our best-in-class platform, delivering SENIX's greatest power for every project.



Dominate Your DIY

Elevate your DIY and do more with innovative, battery-powered, **58V** yard tools. Our SENIX X5 cordless technology provides lightweight, eco-conscious, premium performance at an exceptional value.



Twice the Power, Double the Results

Unlock a new level of power and performance with our **40V** lineup. Harnessing the combined might of **(2) 20V** batteries, this category is designed to enhance and up the ante on your yard projects.



Light On Pounds, Heavy On Power

Discover the ideal solution for your projects with our **20V** SENIX Tools. From professionals to homeowners, whatever you seek, our range of offerings is tailored to cater to your unique needs.



All Muscle, No Fuss

Patented 4QL technology. Unidirectional quantitative lubrication that prevents flooding, leaks, and keeps the motor lubricated in any direction. Featuring a **4-cycle engine** that is lightweight, smooth, and powerful, and does not require mixing oil with gas, the SENIX 4QL is our inaugural line of products.



Hooked Up To Endless Power

Powerfully quiet. And quietly powerful. Corded outdoor power equipment tools mean quieter operation, low vibration, and reduced environmental impact without compromising the need for power.



 **SENIX** | **X6** **60V**  **LITHIUM-ION**



EMBRACE THE GREEN

UNLEASH THE BEAST



*60V maximum initial voltage. 58V nominal voltage.

X6 60V

Tame high-demand areas with extended runtime, gas-like power, and increased capability for larger, tougher jobs.



SENIX

X6 60V LITHIUM-ION

3.0Ah



B30X6

4.0Ah



B40X6

6.0Ah



B60X6

8.0Ah



B80X6

12.0Ah



B120X6

Battery Characteristics

- Charge Level Indicator
- Increased Efficiency with Internal BMS
- Drop-Resistant Design
- 100% compatible with All X6 60V products.

3A



CHX6-L

5A



CHQX6

8A



CHQX6-M

8A



CHDX6-M

DUAL PORT

X6

60V OUTDOOR POWER EQUIPMENT

Best in class platform. Innovatively engineered for large to small yards and outdoor facilities. Experience the freedom of cordless without compromising on power.



BRUSHLESS™

21" Push Mower LPPX6-H

Voltage	60V Max.
Mowing Functions	3-in-1 (Mulch, Bag and Side Discharge)
Cutting Capacity	True 21" Blade Length
Height Adjustment	1.5"-4", 7 -position
Collection Bag	1.7 bu (60 L)
Runtime	60 min (6.0Ah Battery)
Weight (Tool Only)	57 lbs.



BRUSHLESS™

21" Self Propelled Mower LPSX6-H

Voltage	60V Max.
Mowing Functions	3-in-1 (Mulch, Bag and Side Discharge)
Cutting Capacity	True 21" Blade Length
Height Adjustment	1.5" - 4", 7-position
Drive Type	Variable Speed RWD Self-propelled
Collection Bag	1.7 bu (60 L)
Runtime	65 minutes (8.0Ah Battery)
Weight (Tool Only)	60 lbs.



BRUSHLESS™
16" Chainsaw
CSX6

Voltage	60V Max.
No-Load Speed	0-14,000 RPM
Chain Speed	0-26 m/s
Chain Pitch	Speedcut Nano 80TX
Chain/ Bar Length	16"
Weight (Tool Only)	9 lbs.



BRUSHLESS™
18" Chainsaw
CSX6

Voltage	60V Max.
No-Load Speed	0-14,000 RPM
Chain Speed	0-26 m/s
Chain Pitch	Speedcut Nano 80TX
Chain/ Bar Length	18"
Weight (Tool Only)	9 lbs.



BRUSHLESS™
10" Pole Saw
CSPX6

Voltage	60V Max.
No-Load Speed	0-11000 RPM
Chain Speed	0-20 m/s
Chain & Bar Length	10"
Adjustment Range	5.2~9.2 ft.
Weight (Tool Only)	7.9 lbs.



BRUSHLESS™
Leaf Blower
BLAX6-M1

Voltage	60V Max.
No-Load Speed	0-25,000 RPM
Air Speed	170 MPH
Air Volume	810 CFM
Weight (Tool Only)	5.51 lbs.



BRUSHLESS™
26" Hedge Trimmer
HTX6-M1

Voltage	60V Max.
Strokes per Minute	0-3400spm
Blade Length	26 inch
Cutting Capacity	1-1/4 inch
Weight (Tool Only)	8.2 lbs.



BRUSHLESS™
16" String Trimmer
GTX6-M

Voltage	60V Max.
Max. Rotation Speed	6000 RPM
ECO Mode Speed	5000 RPM
Cutting Capacity	16"
Line Type	0.095" x2
Line Length	13.1 ft.
Feeding System	Bump
Weight (Tool Only)	7.9 lbs.



SENIX

X5

58V  **LITHIUM-ION**



DOMINATE

YOUR DIY



*58V Maximum initial voltage. 50.4V nominal voltage.

X5 58V

Designed for the expert DIY'er seeking reliable power at an exceptional value.



2.5Ah

B25X5



CHX5

Battery Characteristics

- Battery 58V 2.5Ah
- Charge level indicator
- Overmolded box
- Patented BMS
- Compatible with all X5 58V products

58V OUTDOOR POWER EQUIPMENT

Show the job in the yard who's boss
with the X5 cordless series.

SENIX



BRUSHLESS™

**15" Push Mower
LPPX5-L**



BRUSHLESS™

**17" Push Mower
LPPX5-M**

Voltage	58V, 2.5AH	58V, 2.5AH
Deck Size	16"	17.3"
Cutting Diameter	15"	17"
Height Adjustment	6-position single lever 1" to 3.25"	6-position single lever 1" to 3.25"
Collection Bag	1.3 bu (45 L)	1.4 bu (49 L)
Weight(Tool Only)	30 lbs.	36 lbs.



BRUSHLESS™
14" Chainsaw
CSX5-M

Voltage	58V, 2.5AH
No-Load Speed	7300 RPM
Chain Speed	15 m/s
Chain & Bar Length	14"
Oiler	Automatic
Weight (Tool Only)	8 lbs.



BRUSHLESS™
10" Pole Saw
CSPX5-M

Voltage	58V, 2.5AH
No-Load Speed	4800 RPM
Chain Speed	9.5 m/s
Chain & Bar Length	10"
Weight (Tool Only)	8.75 lbs.



BRUSHLESS™
13" String Trimmer
GTSX5-M

Voltage	58V, 2.5AH
Cutting Capacity	11-13"
Line Type	0.06" dual
Line Length	29.5 ft.
Feeding System	Automatic
Runtime	Up to 30 min per 2.5Ah
Weight(Tool Only)	6.35 lbs.



BRUSHLESS™
Leaf Blower
BLAX5-M

Voltage	58V, 2.5AH
Air Speed	129 MPH
Air Volume	520 CFM
3 Speeds	Low, High, and Turbo
Weight (Tool Only)	4.98 lbs.



BRUSHLESS™
22" Hedge Trimmer
HTX5-M

Voltage	58V, 2.5AH
Strokes per Minute	2800 SPM
Blade Length	22"
Tooth Space	1-1/10"
Cutting Capacity	2/3"
Weight(Tool Only)	7.05 lbs.



SENIX

2X2

40V

20V + 20V

LITHIUM-ION



TWICE THE POWER

DOUBLE THE RESULTS



2X2

40V 

TM

 20V

+

 20V

LITHIUM-ION

2X THE POWER

Elevate your yard work with 40V power. Combine (2) SENIX 20V batteries to unlock SENIX 40V powerhouse, delivering increased power & longer runtime for challenging tasks.



LAWN & GARDEN



SNOW CLEARING



PRESSURE WASHERS

SENIX **20V** BATTERY TECHNOLOGY:
COMPATIBLE AND INTERCHANGEABLE WITH ALL SENIX **40V** PRODUCTS WHEN USING TWO BATTERIES

2X2^(20+20V) 40V

As an extension of our 20V lineup, tap into the versatility of our 40V lineup. Ideal for all residential tasks needing a boost in power.



BRUSHLESS™
15" Push Mower
LPPX2-M1



BRUSHLESS™
17" Push Mower
LPPX2-M2

Voltage	40V Max.	40V Max.
Mowing Functions	2-in-1, Bag, Mulch	2-in-1, Bag, Mulch
Cutting Capacity	15"	17"
Height Adjustment	1" - 3", 5-position	1" - 3", 6-position
Collection Bag	1.3 bu (48 L)	1.4 bu (49 L)
Weight(Tool Only)	31.9 lbs.	35.3 lbs.


BRUSHLESS™
**14" Chainsaw
CSX2-M2**

Voltage	40V Max.
Chain Speed	22 m/s
Chain/ Bar Length	14"
Weight (Tool Only)	8.5 lbs.


BRUSHLESS™
**Leaf Blower
BLAX2-M2**

Voltage	40V Max.
Air Speed	140 MPH
Air Volume	750 CFM
Weight (Tool Only)	6.50 lbs.


**Snow Shovel
STX2-L1**

Voltage	40V Max.
Clearing Width	13"
Plow Depth	6"
Throwing Distance	10-20 Feet
Clearing Distance	250 lbs./min
Weight (Tool Only)	14 lbs.


BRUSHLESS™
**Snow Blower
STX2-M2**

Voltage	40V Max.
Clearing Width	21"
Plow Depth	8"
Throwing Distance	16-25 Feet
Clearing Distance	600 lbs./min
Weight (Tool Only)	32 lbs.


BRUSHLESS™
**Portable Pressure Washer
HPWX2-M1**

Voltage	40V Max.
Allowable Pressure	1305 PSI
Bucket Volume	6.6 Gal
Working Flow	0.79 GPM - 1.79 GPM
Weight (Tool Only)	19.08 lbs.



SENIX

X2

20V
LITHIUM-ION



LIGHT ON POUNDS

**HEAVY ON
POWER**



X2 20V

Whether you're in the yard, in the shop, or in the pit stalls, SENIX X2 20V system is all you need to get the job done!

Proud to be The Official Power Tools of Richard Childress Racing!

THE OFFICIAL POWER TOOLS OF



 **SENIX®**

X2 20V



2.0Ah



B20X2

2.5Ah



B25X2

4.0Ah



B40X2

5.0Ah



B50X2

2A



CHX2

6A



CHQX2

6A



CHDX2

DUAL PORT

Battery and Charger 20V Max.



100 % compatible with all X2 20V & 40V outdoor power equipment and power tools

BRUSHLESS Electric Motor Technology



+25%
Power Boost

+50%
Increased Run Time

+100%
Increased Useful Life

- Brushless electric motor does not require maintenance.
- Without power loss due to friction during operation, and reduces heat generation, motor efficiency can be increased by 25%.

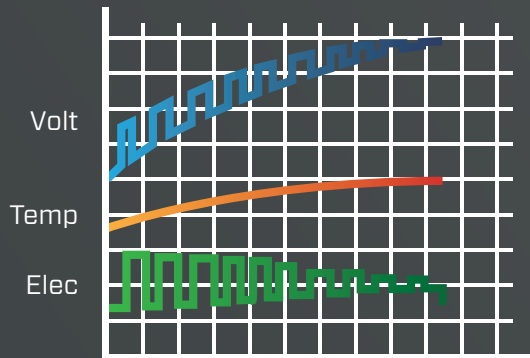
- Allows battery products to work up to 50% longer.
- The service life is greatly improved, which is very suitable for long-term continuous use.

Smart Charging Technology

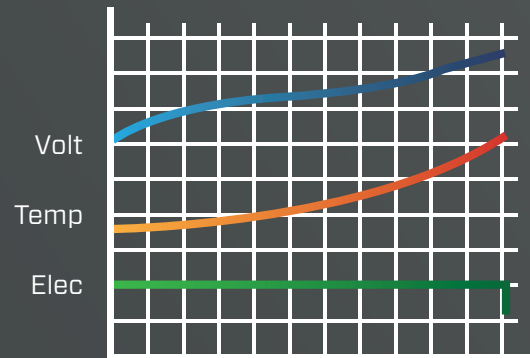
When using the lithium battery, the temperature rises and it must be cooled down before recharging the battery. SENIX recharging technology incorporates a cooling fan in which the air circulation always flows through the lithium battery, cooling it quickly in the recharging process and thus greatly improving the recharging time.



SENIX Recharge Technology



Normal Recharge Technology

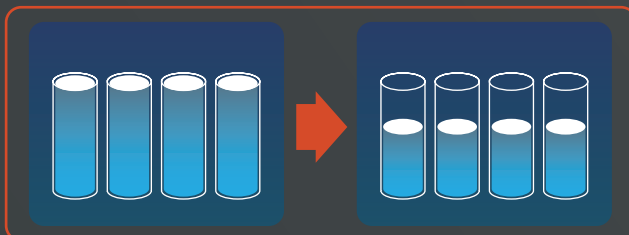


Battery Protection Function

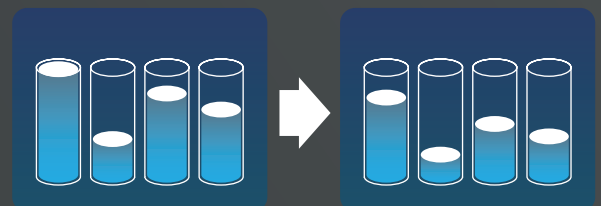
The protection function allows the tools to detect the battery status in real time and exchange data to prevent overcharging, over-discharging and overheating, which increases battery life.

Balanced charging: The battery capacity is evenly distributed to prevent both overcharging and discharge. This uniform discharge helps extend the overall battery lifespan, Maximizing its usage time.

SENIX Recharge Technology



Normal Recharge Technology



20V OUTDOOR POWER EQUIPMENT

Perfectly tailored to swiftly tackle tasks in the yard.



350 CFM Blower
BLAX2-M

Voltage	20V Max.
Air Speed	80 MPH
Air Volume	350 CFM
Weight (Tool Only)	4.63 lbs.



BRUSHLESS™
450 CFM Blower
BLAX2-M3

Voltage	20V Max.
Air Speed	100 MPH
Air Volume	450 CFM
Weight (Tool Only)	5.42 lbs.



10" String Trimmer
GTX2-M

Voltage	20V Max.
No-Load Speed	8500 RPM
Cutting Capacity	10"
Line Type	0.065"
Feeding System	Semi-automatic
Weight (Tool Only)	4.32 lbs.



BRUSHLESS™
8" Pole Saw
CSPX2-M

Voltage	20V Max.
Chain Speed	5.2 m/s
Chain & Bar Length	8"
Angle Modulation	-60° / -30° / 0° / 30° / 60°
Collapsing Length	6-7.5 ft.
Weight (Tool Only)	10 lbs.



BRUSHLESS™
10" Chainsaw
CSX2-M1

Voltage	20V Max.
Chain Speed	11 m/s
Oiler	Automatic
Chain & Bar Length	10"
Weight (Tool Only)	5.07 lbs.



BRUSHLESS™
10" Chainsaw
CSX2-M

Voltage	20V Max.
Chain Speed	8 m/s
Oiler	Automatic
Chain & Bar Length	10"
Weight (Tool Only)	8.15 lbs.



BRUSHLESS™
5" Pruning Saw
CSX2-M3

Voltage	20V Max.
No-Load Speed	6000 RPM
Chain Speed	11 m/s
Chain & Bar Length	5"
Weight (Tool Only)	2.01 lbs.



18" Hedge Trimmer
HTX2-M

Voltage	20V Max.
Cutting Length	18"
Tooth Space	1.1"
Cutting Capacity	3/4"
Strokes per Minute	2600 SPM
Blade Type	Laser-cut with Alu support
Weight (Tool only)	7 lbs.



18" Pole Hedge Trimmer
HTPX2-M

Voltage	20V Max.
Cutting Length	18"
Tooth Space	1.1"
Cutting Capacity	3/4"
Strokes per Minute	2600 SPM
Collapsing Height	6.07-7.7 ft.
Angle Modulation	60° /30°/0°/30° /60° /90°
Blade Type	Laser-cut with Alu support
Weight (Tool only)	9 lbs.



Grass Shear/Shrubber
GSX2-M

Voltage	20V Max.
Grass Shear	4"
Hedge Shear	8"
Weight (Tool only)	2 lbs.

Handheld Power Tools

Empower your projects with precision and efficiency using our extensive selection of power tools. From robust drills and impacts to versatile saws, our power tool category offers a wide range of high-performance devices to suit all projects.



THE OFFICIAL POWER TOOLS OF
RCR



BRUSHLESS™

**1/2" Drill/Driver
PDDX2-M2**



BRUSHLESS™

**1/2" Hammer Drill
PDHX2-M2**

Voltage	20V Max.
Torque	540 In-lbs.
No-Load Speed	0-600 / 0-2000 RPM
Chuck Style	1/2" Keyless Ratcheting
Clutch Settings	17 + Drill Mode
Weight (Tool Only)	2.65 lbs.

Voltage	20V Max.
Torque	540 In-lbs.
No-Load Speed	0-600 / 0-2000 RPM
Impacts Per Minute	0-34,000 IPM
Chuck Style	1/2" Keyless Ratcheting
Clutch Settings	19 + Drill, Drive, & Hammer Modes
Weight (Tool Only)	2.80 lbs.

**BRUSHLESS**

1/4" Impact Driver PDIX2-M2

Voltage	20V Max.
Torque	1590 In-lbs.
Collet Style	1/4" Auto-Load Hex
No-Load Speed	0-3000 RPM
Impacts per Minute	0-3800 IPM
Settings	4 Speeds + Reverse Auto-Stop
Weight (Tool Only)	2 lbs.

**BRUSHLESS**

1/2" Impact Wrench PDWX2-M2

Voltage	20V Max.
Fastening Torque	245 ft lbs.
Breakaway Torque	365 Ft-lbs.
No-Load Speed	0-3200 RPM
Impacts per Minute	0-4000 IPM
Settings	4 Speeds + Reverse Auto-Stop Mode
Weight (Tool Only)	2.65 lbs.

**BRUSHLESS**

3/8" Impact Wrench PDWX2-M11

Voltage	20V Max.
Fastening Torque	245 Ft-lbs.
Breakaway Torque	365 Ft-lbs.
No-Load Speed	0-3200 RPM
Impacts per Minute	0-4000 IPM
Settings	4 Speeds + Reverse Auto-Stop Mode
Weight (Tool Only)	2.64 lbs.

**BRUSHLESS**

1/2" Mid-Torque Impact Wrench PDWX2-M7

Voltage	20V Max.
Fastening Torque	550 Ft-lbs.
Breakaway Torque	660 Ft-lbs.
No-Load Speed	0-2300 RPM
Impacts per Minute	0-3000 IPM
Settings	3 Speeds + Reverse Auto-Stop Mode
Weight (Tool Only)	3.75 lbs.



BRUSHLESS™
1/2" High Torque
Impact Wrench
PDWX2-M3

Voltage	20V Max.
Fastening Torque	750 Ft-lbs.
Breakaway Torque	1100 Ft-lbs.
No-Load Speed	0-1800 RPM
Impacts per Minute	0-2400 IPM
Settings	3 Speeds + Reverse Auto-Stop Mode
Weight (Tool Only)	6 lbs.



BRUSHLESS™
1/2" High Torque
Impact Wrench
PDWX2-M4

Voltage	20V Max.
Fastening Torque	1000 Ft-lbs.
Breakaway Torque	1400 Ft-lbs.
No-Load Speed	0-1800 RPM
Impacts per Minute	0-2400 IPM
Settings	3 Speeds + Reverse Auto-Stop Mode
Weight (Tool Only)	6.30 lbs.



BRUSHLESS™
3/4" High Torque
Impact Wrench
PDWX2-M5

Voltage	20V Max.
Fastening Torque	1100 Ft-lbs.
Breakaway Torque	1500 Ft-lbs.
No-Load Speed	0-1800 RPM
Impacts per Minute	0-2400 IPM
Settings	3 Speeds + Reverse Auto-Stop Mode
Weight (Tool Only)	6.50 lbs.



BRUSHLESS™
Rotary Hammer
PDRX2-M2

Voltage	20V Max.
Chuck Style	SDS Plus
Energy Output	1.2J
No-Load Speed	0-810 RPM
Impacts per Minute	0-4500 IPM
Weight (Tool Only)	3.75 lbs.



BRUSHLESS™

4-1/2" Angle Grinder
PAX2115-M2

Voltage	20V Max.
No-Load Speed	8500 RPM
Switch Style	Locking Slide
Spindle Thread	5/8"
Disc Diameter	4-1/2"
Weight (Tool Only)	3.70 lbs.



BRUSHLESS™

5" Angle Grinder
PAX2125-M2

Voltage	20V Max.
No-Load Speed	8500 RPM
Switch Style	Locking Slide
Spindle Thread	5/8"
Disc Diameter	5"
Weight (Tool Only)	3.75 lbs.



Compact
Reciprocating Saw
PSRX2-M1

Voltage	20V Max.
Stroke Length	1/2"
No-Load Speed	0-2800 SPM
Weight (Tool Only)	2.60 lbs.



Reciprocating Saw
PSRX2-M3

Voltage	20V Max.
Stroke Length	1"
No-Load Speed	0-3200 SPM
Weight (Tool Only)	5.7 lbs.



BRUSHLESS™

One-Handed
Reciprocating Saw
PSRX2-M2

Voltage	20V Max.
Stroke Length	7/8"
No-Load Speed	0-3000 SPM
Weight (Tool Only)	3.77 lbs.



BRUSHLESS™

7-1/4" Circular Saw
PSCX2-M3

Voltage	20V Max.
No-Load Speed	0-3900 RPM
Bevel Capacity	0-55°
Depth Adjustment	0-2-1/4"
Weight (Tool Only)	4.85 lbs.

**BRUSHLESS™**

Oscillating Multi-Tool POX2-M

Voltage	20V Max.
No-Load Speed	10,000-20,000 OPM
Settings	6 Speed
Oscillation Arc	4° (2x2°)
Weight (Tool Only)	3.96 lbs.

**BRUSHLESS™**

Random Orbit Sander PSX2-M

Voltage	20V Max.
No-Load Speed	0-11,000 OPM
Pad Size	5"
Settings	3 Speeds
Orbit Diameter	1/8"
Weight (Tool Only)	1.98 lbs.



Jobsite Blower BLX2-M

Voltage	20V Max.
Air Speed	0-180 MPH
Air Volume	0-75 CFM
Settings	3 Speeds
Weight (Tool Only)	3.06 lbs.



Hybrid Electric Cooler/Warmer PFX2-M2

Voltage	20V, 120V, or 12V
Temperature Range	-0.4°F to 120°F
Size	Holds 34 cans or 24 water bottles
Weight (Tool Only)	3.3 lbs.



Hybrid Power K-Cup Coffee Maker CMX2-M4

Voltage	20V or 120V
Brewing Time	6-8 Minutes
Tank Capacity	8 oz.
Weight (Tool Only)	3.3 lbs.

Power Stations & Inverter Generators



1000 W Inverter Generator
GN4QL-L1



2000 W Inverter Generator
GN4QL-M1

Engine Type	4-Cycle	4-Cycle
Engine Displacement	56 cc	79 cc
Starting Watts	1000 W	2000 W
Operating Watts	900 W	1600 W
Frequency	60 Hz	60 Hz
AC Output	120 V	120 V
DC Output	12 V	15 V
Working Time	6 Hours @25% Load / 3 Hours @ full load	9.5 hours @ 25% load / 3.5 hours @ full load
DBA	65 dB	65 dB
Gas Tank Capacity	0.52 gal	1 gal
Oil Tank Capacity	6.76 oz.	11.8 oz.
Machine Weight	24.3 lbs.	39.7 lbs.
CO Sensor Technology	Yes	Yes



300W POWER STATION **PS300**

Battery	18650 Lithium-ion Battery	18650 Lithium-ion Battery
Cycle Life	500 Cycles	500 Cycles
Capacity	296 Wh	518 Wh
Power	300W rated, 600WMax.	600W rated, 1300Max.
DC Input	1*DC Input:10V-25V 10V@5A 25V@2.5A adapter. Max. 60W	1*DC Input 1*PD Input
AC Output	2*AC Outputs: 100-120VAC/60HZ 220-240V/50Hz	2*AC Outputs
USB Output	1*USB-A Ports 1* Quick Charge USB-A Port 1* USB-C Port 18W 1*USB-C 60W	1* Quick Charge USB-A Port 1*USB-A Ports & 2*USB-C Port
DC Output	1*Auxiliary Power Output, 12V/10A 1*DC	1*Auxiliary Power Output 2*DC Outputs
Car Port Charger	Yes	Yes
Weight	6.6 lbs.	11 lbs.



1200W POWER STATION **PS1200**

Battery	33138 Lithium-ion Battery
Cycle Life	1500 Cycles
Capacity	974.4 Wh
Power	1200W rated, 2400 Max.
DC Input	1*DC Input 1* Adaptor DC charging Input
AC Output	2*AC Outputs
USB Output	3* USB-A & 2* USB-C
DC Output	1* Auxiliary Power Output
Car Port Charger	Yes
Weight	20 lbs.



SENIX

40L[®]



ALL MUSCLE

NO FUSS





Why choose a 4-Cycle?

Quantitative Lubrication – Ultimate 4-Cycle Engine

Patented 4QL technology is unidirectional quantitative lubrication that prevents flooding, leaks, and keeps the motor lubricated in any direction.



All-Direction Use



Mix-Free Fueling
No Mixing of Fuel and Oil



ECO


Lower Emissions*



Lower Noise Level*



Light Weight



Up to 50% lower emissions compared to 2-stroke engines.

Grass Trimmers



String Trimmer
GTC4QL-L



String Trimmer
GTS4QL-L

Engine Type	4-Cycle	4-Cycle
Engine Displacement	26.5 cc	26.5 cc
Cutting Swath	17"	17.7"
Line Diameter	.095"	.095"
Line Feeding	Dual Bump-feed	Dual Bump-feed
Shaft Length	54"	57"
Fuel Tank Capacity	9.46 oz.	9.46 oz.
Oil Tank Capacity	2 oz.	2 oz.
Machine Weight	11.33 lbs.	11.97 lbs.



Multiple Attachments



String Trimmer
GTS4QL-M2



2-in-1 Brush Cutter and String Trimmer
GTBCU4QL-M

Engine Type	4-Cycle	4-Cycle
Engine Displacement	31 cc	31 cc
Cutting Swath	17.7"	18"
Line Diameter	.095"	.095"
Line Feeding	Dual Bump-feed	Dual Bump-feed
Shaft Length	57"	57"
Fuel Tank Capacity	10.9 oz.	10.9 oz.
Oil Tank Capacity	2 oz.	2 oz.
Machine Weight	12.01 lbs.	11.90 lbs.

Pole Saw



8" Pole Saw
CSP4QL-L

Engine Type	4-Cycle
Engine Displacement	26.55 cc
Engine Power	7500 W
Chain Speed	18 m/s
Bar Length	8 in
Max. Reach	15 ft.
Fuel Tank Capacity	9.46 oz.
Oil Tank Capacity	2 oz.
Machine Weight	12.78 lbs.

Hedge Trimmer



22" Hedge Trimmer **HT4QL-L**

Engine Type	4-Cycle
Engine Displacement	26.5 cc
Engine Power	800 W
Blade Length	22 in Dual Action Blade
Cutting Capability	1-1/8"
Rotating Handle	0°, 90°, 180°
Fuel Tank Capacity	9.46 oz.
Oil Tank Capacity	2 oz.
Machine Weight	11.02 lbs.

Leaf Blowers



Leaf Blower
BL4QL-L



Leaf Blower/Vacuum
BLV4QL-M

Engine Type	4-Cycle	Engine Type	4-Cycle
Engine Displacement	26.5 cc	Engine Displacement	31 cc
Engine Power	650 W	Engine Power	800 W
Air Volume	410 CFM	Air Volume	550 CFM (Vac) 425 CFM (Blower)
Air Speed	125 MPH	Air Speed	127 MPH
Fuel Tank Capacity	9.46 oz.	Fuel Tank Capacity	9.46 oz.
Oil Tank Capacity	2 oz.	Oil Tank Capacity	2 oz.
Machine Weight	9.48 lbs.	Machine Weight	12.78 lbs.
Recollector	N/A	Recollector	1.37 bu (48 L)

Backpack Blower

 **SENIX®**

Gas Blowers



Backpack Blower
BLB4QL-M

Engine Type	4-Cycle
Engine Displacement	49 cc
Engine Power	650 W
Air Volume	600 CFM
Air Speed	200 MPH
Blowing Force	18 N
Fuel Tank Capacity	4.2 oz.
Oil Tank Capacity	5.7 oz.
Machine Weight	19.40 lbs.

Chainsaws



16" Chainsaw
CS4QL-L3



18" Chainsaw
CS4QL-L1

Engine Type	4-Cycle	4-Cycle
Engine Displacement	46 cc	49 cc
Engine Power	7500 RPM	7500 RPM
Chain Speed	18 m/s	18 m/s
Bar Length	16"	18"
Fuel Tank Capacity	13.53 oz.	13.53 oz.
Oil Tank Capacity	3.4 oz.	3.4 oz.
Chain Oil Capacity	10.2 oz.	10.2 oz.
Machine Weight	13.44 lbs.	13.89 lbs.

Walk-Behinds

 **SENIX®**

Gas Walk-Behinds



46 cc Cultivator
TL4QL-L1

Engine Type	4-Cycle
Rated Power Speed	250 RPM
Blade Cutting Width	15.75"
Blade Cutting Depth	7.9" Max.
Fuel Tank Capacity	27.05 oz.
Oil Tank Capacity	3.38 oz.
Machine Weight	31.9 lbs.



160 cc High-Wheeled Trimmer
STMG-L

Engine Type	RV160-S Pro
No-Load Speed	3600 RPM
Cutting Width	22"
Deck Material	Steel
Height Adjustment	1.25"-3.0"
Wheel Size	14"
Machine Weight	70 lbs.



 **SENIX**



TAKE THE ACHES OUT

OF YOUR ACRES



AMERICAN MADE
BRIGGS & STRATTON
ENGINES





20" Push Mower
LSPG-L2



20" Push Mower
LSPG-L3

Engine Type	Briggs & Stratton E300	Briggs & Stratton E300
Engine Displacement	125 cc	125 cc
Cut Diameter	20"	20"
No-Load Speed	3100 RPM	3100 RPM
Height Adjustment	1.35" / 2.3" / 3.15"	1.25" - 3.75"
Ø Wheel Size D/T	7" (17.78 cm) / 7" (17.78 cm) Ø	7" (17.78 cm) / 7" (17.78 cm) Ø
Rims Material	PP (Polypropylene) with PVC overmolding	PP (Polypropylene) with PVC overmolding
Deck Material	Steel	Steel
Machine Weight	41 lbs.	42 lbs.



21" Push Mower
LSPG-M3

Engine Type	Briggs & Stratton E450
Engine Displacement	125 cc
Cut Diameter	21"
No-Load Speed	3200 RPM
Height Adjustment	1.25"-3.75"
Ø Wheel Size D/T	8" (20.32 cm) / 8" (27.94 cm)
Rims Material	PP (Polypropylene) with PVC overmolding
Deck Material	Steel
Machine Weight	47 lbs.



21" Push Mower
LSPG-M4

Engine Type	Briggs & Stratton E450
Engine Displacement	125 cc
Cut Diameter	21"
No-Load Speed	3200 RPM
Height Adjustment	1.25"-3.75" (3.17 a 9.52 cm)
Ø Wheel Size D/T	8" (20.32 cm) / 11" (27.94 cm)
Rims Material	PP (Polypropylene) with PVC overmolding
Deck Material	Steel
Machine Weight	49 lbs.



21" Push Mower
LSPG-M6

Engine Type	Briggs & Stratton E500
Engine Displacement	140 cc
Cut Diameter	21"
No-Load Speed	3200 RPM
Height Adjustment	1.25"-3.75"
Ø Wheel Size D/T	8" (20.32 cm) / 11" (27.94 cm) Ø
Rims Material	PP (Polypropylene) with PVC overmolding
Deck Material	Steel
Collector Capacity	N/A
Machine Weight	50 lbs.



21" Push Mower
LSPG-M7

Engine Type	Briggs & Stratton E500	Briggs & Stratton E550
Engine Displacement	140 cc	140 cc
Cut Diameter	21"	21"
No-Load Speed	3200 RPM	3200 RPM
Height Adjustment	1.25"-3.75"	1.25" - 3.75"
Ø Wheel Size D/T	8" (20.32 cm) / 11" (27.94 cm) Ø	8" (20.32 cm) / 11" (27.94 cm) Ø
Rims Material	PP (Polypropylene) with PVC overmolding	PP (Polypropylene) with PVC overmolding
Deck Material	Steel	Steel
Collector Capacity	N/A	1.7 bu (60 L)
Machine Weight	50 lbs.	54 lbs.





21" Self-Propelled Mower
LSSG-M1



22" Self-Propelled Mower
LSSG-H1

Engine Type	Briggs & Stratton EX625	Briggs & Stratton EX675
Engine Displacement	150 cc	163 cc
Cut Diameter	21"	22"
No-Load Speed	2900 RPM	2900 RPM
Height Adjustment	1.25"-3.75"	1.25"-4"
Ø Wheel Size D/T	8" (20.32 cm) / 11" (27.94 cm) Ø	8" (20.32 cm) / 11" (27.94 cm) Ø
Rims Material	PP (Polypropylene) with PVC overmolding	PP (Polypropylene) with PVC overmolding
Deck Material	Steel	Steel
Collector Capacity	1.7 bu (60 L)	2 bu (72 L)
Transmission System	Self-Propelled, FWD	Self-Propelled, RWD
Machine Weight	56 lbs.	66 lbs.



22" Self-Propelled Mower
LSSG-H2

Engine Type	Briggs & Stratton EXi725
Engine Displacement	163 cc
Cut Diameter	22"
No-Load Speed	2900 RPM
Height Adjustment	1.25"-4"
Ø Wheel Size D/T	8" (20.32 cm) / 11" (27.94 cm) Ø
Rims Material	PP (Polypropylene) with PVC overmolding
Deck Material	Steel
Collector Capacity	2 bu (72 L)
Transmission System	Variable Speed, Self-Propelled, RWD
Machine Weight	66 lbs.



SENIX | **AC 15-AMP**

HOOKED UP TO

ENDLESS POWER



AC-Corded

Massive, constant power for complete control of your landscape.



AC





420 CFM Blower/Vacuum
BLVE12-M

Voltage	120V
Motor Output	12A
Air Speed	179 MPH
Air Volume	420 CFM
Collection Bag	1.24 bu (44 L)
Variable Speed	6 Settings
Weight	7.05 lbs.



690 CFM Blower
BLAE12-M

Voltage	120V
Motor Output	12A
Air Speed	115 MPH
Air Volume	690 CFM
Variable Speed	6 Settings
Weight	6.80 lbs.



14\"/>

Voltage	120V
Motor Output	10A
Chain Speed	8 m/s
Bar & Chain	14\"/>
Oiler	Automatic
Weight	7.71 lbs.



16" Corded Chainsaw **CSE12-M**

Voltage	120V
Motor Output	12A
Chain Speed	13.5 m/s
Bar & Chain	Oregon 16" Bar and 3/8" Pitch Chain
Chain Tensioning	Tool-Free
Oiler	Automatic
Weight	10.80 lbs.



18" Corded Chainsaw **CSE15-M**

Voltage	120V
Motor Output	15A
Chain Speed	13.5 m/s
Bar & Chain	Oregon 18" Bar and 3/8" Pitch Chain
Chain Tensioning	Tool-Free
Oiler	Automatic
Weight	11.24 lbs.



8" Corded Pole Saw **CSPE6.5-M**

Voltage	120V
Motor Output	6.5A
Chain Speed	11 m/s
Bar & Chain	8" Bar and 3/8" Pitch Chain
Telescopic Pole	6.3-8.53 ft.
Oiler	Automatic
Weight	8.38 lbs.



21" Corded Hedge Trimmer **HTE3.8-L**

Voltage	120V
Motor Output	3.8A
No-Load Speed	0-3600 SPM
Blade Length	21"
Cutting Capacity	0.71"
Stroke Length	1.1" Dual-Action
Weight	5.29 lbs.



THE OFFICIAL POWER TOOLS OF



TRUSTED BY PROFESSIONALS

SENIXTOOLS.COM


WARRANTY

Platform	Residential Use	Commercial Use
X6 60V	5 Years	1 Year
X6 60V Batteries	3 Years	3 Years
X6 60V Chargers	3 Years	90 Days
X5 58V	3 Years	90 Days
X5 58V Batteries	3 Years	90 Days
X5 58V Chargers	3 Years	90 Days
2X2 40V	5 Years	1 Year
2X2 40V Batteries	3 Years	90 Days
2X2 40V Chargers	3 Years	90 Days
X2 20V	5 Years	1 Year
X2 20V Batteries	3 Years	90 Days
X2 20V Chargers	3 Years	90 Days
Power Stations	3 Years	90 Days
4QL Inverter Generators	3 Years	90 Days
Gas Mowers with B&S Engines	2 Years	60 Days
Walk-Behind Products	2 Years	60 Days
4QL Gas	3 Years	90 Days
CS4QL-L1 & CS4QL-L3	2 Years	60 Days
AC-Corded	3 Years	N/A

COMBO TOOL KITS

Model No.	Description	Platform	
CSX2-M	20V Chain Saw- W/2.5ah Battery & Charger	X2	OPE
CSX2-M1	20V Top Handle Saw-W/2.5ah Battery & Charger	X2	OPE
BLAGTX5-M	58v Blower & Grass Trimmer Combo W/1 - 2.5ah Battery & 1 - 2a Charger	X5	OPE
S2K2B1-03	20V 2-Tool String Trimmer, Blower Cordless Combo Kit	X2	OPE
S2K3B2-01	20V 3-Tool String Trimmer, Blower, Hedge Trimmer Cordless Combo Kit	X2	OPE
BLAGTX2-M	20V Axial Blower & Line Trimmer Combo - W/ 1-2.5ah Battery & 1-2a Charger	X2	OPE
BLAX2-M	20V Axial Blower- W/4.0ah Battery & Charger	X2	OPE
BLAX5-M	58V Blower W/Battery & Charger	X5	OPE
GTSX5-M	58V Grass Trimmer W/ Battery & Charger	X5	OPE
CSPX5-M	58V Pole Saw - Includes Battery & Charger	X5	OPE
CSX5-M	X5 58V Cordless Chainsaw W Battery & Charger	X5	OPE
HTX5-M	X5 Hedge Trimmer W/ Battery & Charger	X5	OPE
BLAGTX2-M	20V Axial Blower & Line Trimmer Combo - W/ 1-4.0ah Battery & 1-2a Charger	X2	Power Tools
S2K0B2-01	20V 2.0ah Battery * 2 Packs In A Clamshell	X2	Power Tools
S2K0B1-01	20V 2.0ah Battery Pack + 20V 2a Charger In A Clamshell	X2	Power Tools
S2K2B2-01	20V 2-Tool Drill/Driver, Impact Driver Cordless Combo Kit	X2	Power Tools
S2K2B2-02	20V 2-Tool Hammer Drill, Impact Driver Cordless Combo Kit	X2	Power Tools
BLX2-M	20V Small Blower-W/2.5ah Battery & Charger	X2	Power Tools
PDWX2-M14	X2 20V Brushless 3/8"" Impact Wrench (245 Ft lbs.) W/2.0ah Battery & Charger	X2	Power Tools
CMX2-M4	20V Coffee Maker (K-Cup)-Dc/Ac Hybrid W/1*5.0ah Battery & 2a Charger	X2	Power Tools
PDRX2-M2	X2 20V Brushless Rotary Hammer W/4.0ah Battery & Charger	X2	Power Tools
PSCX2-M3	X2 20V Brushless 7-1/4" Circular Saw W/4.0ah Battery & Charger	X2	Power Tools
PDDX2-M2	20V Brushless 1/2" Drill Driver W/2.0ah Battery, Charger & Soft Bag	X2	Power Tools
PSRX2-M2	20V Brushless Compact Reciprocating Saw W/2.0ah Battery, Charger & Soft Bag	X2	Power Tools
PDHX2-M2	20V Brushless Hammer Drill W/2.0ah Battery, Charger & Soft Bag	X2	Power Tools
PDIX2-M2	20V Brushless Impact Driver W/2.0ah Battery, Charger & Soft Bag	X2	Power Tools

All product availability, specifications, images, and descriptions are subject to change without notice. YAT makes no representation or warranty that the information provided in this catalog is accurate, complete, or current. Due to our continuous improvement efforts, illustrations, photos, and tool colors may vary slightly.



Scan QR Code for
Digital Catalog!



PHONE
+1.800.261.3981



TikTok
@senixtools



INSTAGRAM
@senixtools



FACEBOOK
Senix Tools



YOUTUBE
Senix Tools