

PRODUCT GUIDE

 **SENIX**
UNSTOPPABLE POWER

401®




2022-2023

www.senixtools.com



We manufacture a full range of 4-stroke engine products.
Why choose **4-stroke over 2-stroke engine** products?



4QL®

4-stroke Quantitative One-way Lubrication

Senix 4QL series garden tools feature small 4-stroke full crank engines for powerful and lightweight operation. The patented 4QL technology is a Quantitative One-way lubrication that prevents stalling, leaking and keeps the engine lubricated in all directions.



Grass Trimmer

- Easy Start System ensure quick starting with minimal efforts.
- Tool-less filter access for faster maintenance.
- Primer engineered for efficient cold starting.
- Lightweight design (5.1Kg) & Anti-Vibration & Low noise.
- 43cm dual line for great cutting performance.

4Stroke

NO MIX
No Mixing of
Fuel and Oil

360°
All-Directional
Use

ECO
Low Emission

Lightweight



Grass Trimmer
GTC4QL-L-EU



Grass Trimmer
GTS4QL-L-EU

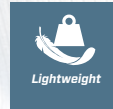


Grass Trimmer
GTS4QL-M2-EU

Engine Type	4 stroke engine	4 stroke engine	4 stroke engine
Engine Displacement	26.5cc	26.5cc	31cc
Max.engine Power	650W	650W	750W
Cutting Capacity	43cm	45cm	45cm
Line Diameter	2.0mm x2	2.4mm x2	2.4mm x2
Blade Diameter	/	23cm, 3 teeth	23cm, 3 teeth
Line Feeding	Bump-feed	Bump-feed	Bump-feed
Fuel Tank Capacity	320ml	320ml	320ml
Oil Tank Capacity	60ml	60ml	60ml
Loading Qty	624/1260/1470pcs	624/1260/1470pcs	682/1280/1600pcs

Hedge Trimmer

- Primer engineered for efficient cold starting.
- Turnable rear handle (3 positions, 0/90/180 degree).
- Tool-less filter access for faster maintenance.
- 480mm blades for greater cutting performance and durability with tip.
- Magnesium alloy crank shaft housing to reduce the vibration and machine weight.



26.5cc


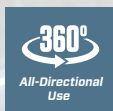


Hedge Trimmer HT4QL-L-EU

Engine Type	4-Cycle/OHV,Air-Cooled
Engine Displacement	26.5cc
Max.engine Power	650W
Cutting Length	480mm
Tooth Space	35mm, laser cut, dual action blade
Fuel Tank Capacity	280ml
Oil Tank Capacity	60ml
Loading Qty	360/756/840 pcs

Blower VAC

- Primer engineered for efficient cold starting.
- Anti-Vibration handle minimizes user fatigue; light for operation comfort.
- Auto choke function.
- Tool-less filter access for faster maintenance.
- Vac tube ensures the quick change from blower to vac with collection bag.



26.5cc

Blower
BL4QL-L-EU



31cc

Blower Vac
BLV4QL-M-EU



49cc

new! **Backpack blower**
BLB4QL-M-EU

Engine Type	4-Cycle/Air-Cooled,4QL	4-Cycle/Air-Cooled,4QL	4-Cycle/Air-Cooled,4QL
Engine Displacement	26.5cc	31cc	49cc
Engine Performance	650W	800W	1600W
No Load Speed	7000rpm	7000rpm	7000rpm
Air Speed	56m/s	60m/s	90m/s
Air Volume	12.2m³/min	12.6m³/min	17m³/min
Fuel Tank Capacity	280ml	280ml	1250ml
Oil Tank Capacity	60ml	60ml	170ml
Loading Qty	534/1110/1295pcs	348/732/732pcs	304/620/770pcs

Chain Saw

- 4 Cycle Engine with pure gasoline, No mixing of gas and oil, more convenient refueling.
- New Technology -4QL" 4 Cycle Engine Quantitative One-Way Lubrication for Low Emission.
- Side-mounted chain tensioner makes chain adjustment quick and easily.
- Available 360 degree rotation without engine stall and fuel leakage.
- U type front handle to provide the horizontal and vertical cutting position.
- Auto Choke Function Primer engineered for efficient cold starting.




Chain Saw
CS4QL-L-EU/CS4QL-M-EU



Pole Saw
CSP4QL-L-EU

Engine Type	4 Stroke Engine	4 cycle engine
Engine Displacement	46cc/49cc	26.5cc
Rated Power Speed	7500/min	7500rpm
Engine Performance	1.3kw/1.5kw	650W
Bar Length	40.6cm and 45.7cm optional	20cm
Chain Speed	17m/s	14m/s
Fuel Tank Capacity	400ml	320ml
Oil Tank Capacity	100ml	60ml
Loading Qty	742/1519/1736pcs	682/1280/1600pcs





46cc

Edger
TL4QL-L2-EU



46cc


Cultivator
TL4QL-L1-EU

Engine Type	4-Stroke, Air-Cooled
Engine Displacement	46cc
Max.engine Power	1400w
Rated Power Speed	2660rpm±200rpm
Blade Cutting Depth	Max.45mm
Fuel Tank Capacity	800ml
Oil Tank Capacity	100ml
Weight(Only Body)	11.5kg
Loading Qty	318/654/654pcs

Engine Type	4-Stroke, Air-Cooled
Engine Displacement	46cc
Max.engine Power	1400w
Blade Speed	250rpm
Blade Cutting Width	400mm
Blade Cutting Depth	200mm Max.
Fuel Tank Capacity	800ml
Oil Tank Capacity	100ml
Weight(Only Body)	14.47kg
Loading Qty	168/352/440pcs

Edger

- Eco mode saves energy and extends the autonomy.
- Foldable handle facilitate storage and transport.
- The Maximum cutting depth is 45mm allows efficiency and maneuverability in any size of garden.
- New Technology -4QL" 4 Cycle Engine Quantitative One-Way Lubrication for Low Emission.
- 4 Cycle Engine with pure gasoline, No mixing of gas and oil, more convenient refueling.
- 46CC 4 cycle engine, can work more effectively for a long time.



56cc



79cc



new!

Inverter Generator GN4QL-L-EU


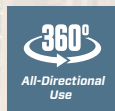
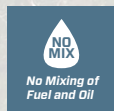
new!

Inverter Generator GN4QL-M-EU

Engine Type	4-Cycle/Air-Cooled,4QL	4-Cycle/Air-Cooled,4QL
Engine Displacement	56cc	79cc
Max.engine Power	1000W	2000W
Ac Output Voltage	230V/3.9A	230V/7A
Dc Output Voltage	12V/5A	12V/8.3A
Temperature	-20 ~ 40 °C	-20 ~ 40 °C
Working Time (Full Load)	3H	3.5H
Fuel Tank Capacity	2L	4L
Oil Tank Capacity	200ml	350ml
Noise	65dB	65dB
Loading Qty	430/875/1050pcs	276/568/710pcs

Inverter Generator

- Patented 4QL engine, super quite, 30% lighter than others.
- Built-in handle, easy portability.
- Quiet low noise,65DB.
- Detachable cover, over-moulded handle convenient maintenance.
- Reliable electronic control and outlets.



THE NEW TOOLS FROM SENIX



Chain Saw
CSTS-L1-EU

Engine Type	2 Stroke Engine
Engine Displacement	25.4cc
Engine Idle Speed	3000±300rpm
Engine High Speed	11500±300rpm
Engine Performance	0.8kw
Bar Length	30.5cm
Fuel Tank Capacity	190ml
Oil Tank Capacity	150ml
Weight(Only Body)	9kg
Loading Qty	1200/3000pcs



Chain Saw
CSTS-L2-EU

Engine Type	2 Stroke Engine
Engine Displacement	37.2cc
Engine Idle Speed	3000±300rpm
Engine High Speed	11500±300rpm
Engine Performance	1.25kw
Bar Length	35.6cm
Fuel Tank Capacity	300ml
Oil Tank Capacity	200ml
Weight(Only Body)	13kg
Loading Qty	1000/2700pcs



Chain Saw
CSTS-L3-EU

Engine Type	2 Stroke Engine
Engine Displacement	54.5cc
Engine Idle Speed	3000±300rpm
Engine High Speed	11500±300rpm
Engine Performance	2.4kw
Bar Length	50.5cm
Fuel Tank Capacity	550ml
Oil Tank Capacity	260ml
Weight(Only Body)	14kg
Loading Qty	900/2100pcs



Chain Saw
CSTS-L4-EU

Engine Type	2 Stroke Engine
Engine Displacement	49cc
Engine Idle Speed	3000±300rpm
Engine High Speed	11500±300rpm
Engine Performance	2.0kw
Bar Length	45.7cm
Fuel Tank Capacity	550ml
Oil Tank Capacity	260ml
Weight(Only Body)	14kg
Loading Qty	900/2100pcs



Brush Cutter
BCUTS-L1-EU



Brush Cutter
BCUTS-L2-EU

Engine Type	2 Stroke Engine	2 Stroke Engine
Engine Displacement	25.4cc	32.6cc
Max.engine Power	0.7kw	0.9kw
Cutting diameter	43/25.5cm	43/25.5cm
Fuel mixture ratio	Gasoline: Two-cycle Oil (25:1)	Gasoline: Two-cycle Oil (25:1)
Fuel Tank Capacity	650ml	1000ml
Working life	60H	60H
Weight(Only Bady)	7kg	7kg
Loading Qty	650/1640pcs	650/1640pcs



Brush Cutter
BCUTS-L3-EU



Brush Cutter
BCUTS-L4-EU

Engine Type	2 Stroke Engine	2 Stroke Engine
Engine Displacement	42.7cc	51.7cc
Max.engine Power	1.25kw	1.25kw
Cutting diameter	43/25.5cm	43/25.5cm
Fuel mixture ratio	Gasoline: Two-cycle Oil (25:1)	Gasoline: Two-cycle Oil (25:1)
Fuel Tank Capacity	1200ml	1200ml
Working life	60H	60H
Weight(Only Bady)	8kg	8kg
Loading Qty	650/1450pcs	650/1450pcs